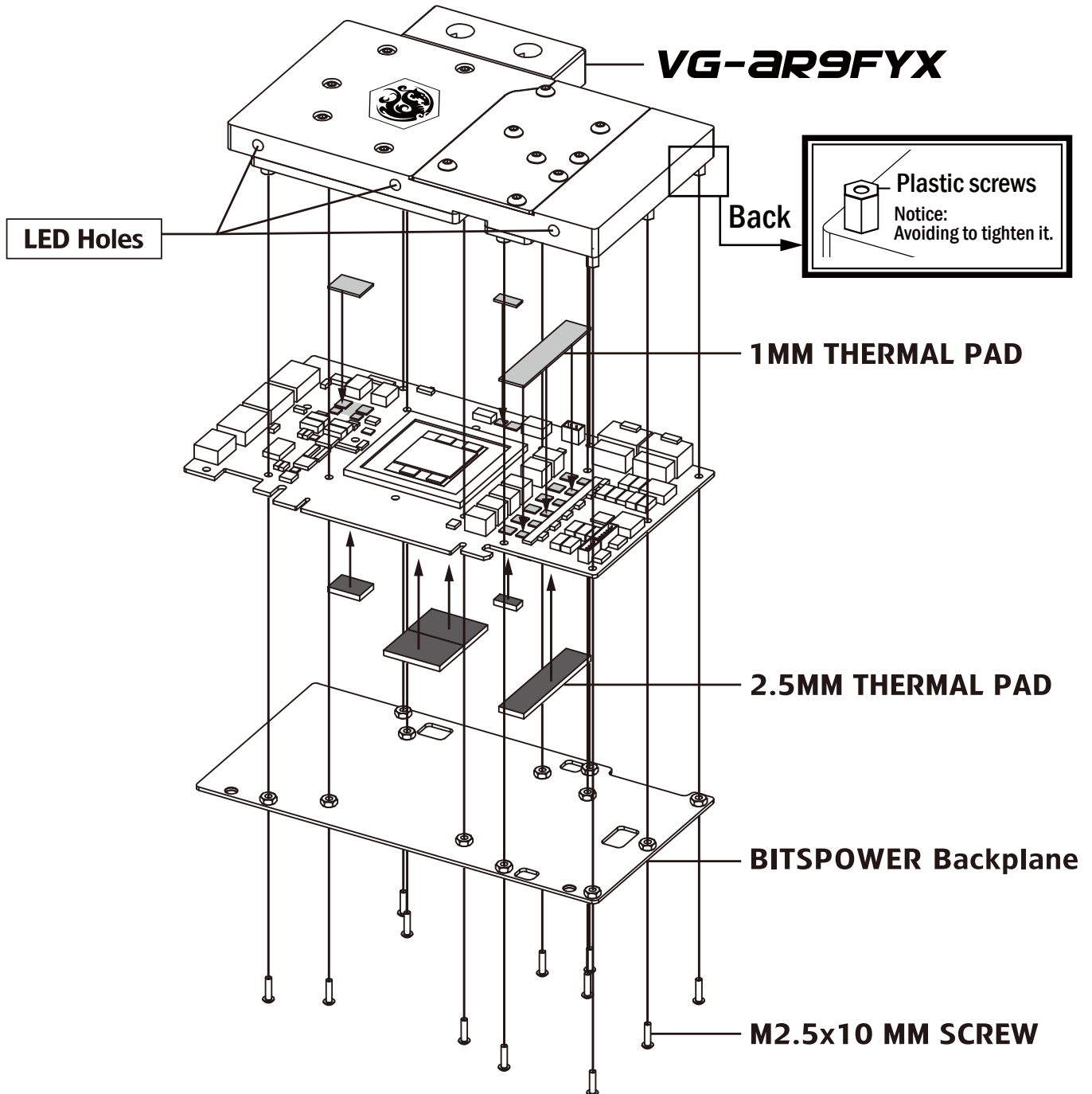




# Bitpower Water Block

Design For AMD R9 Fury X Reference VGA Card

## Installation Guide



**VG-AR9FYX**

**M2.5x10 MM SCREW 12 PCS**

**Spare Screws**

	M2.5x10 MM SCREW	2 PCS
	M2.5x 6 MM SCREW	2 PCS
	BP-SC-M5IM25L4	2 PCS

NOTE: PLEASE PERFORM 24 HOURS LEAKAGE TEST BEFORE USE.

V3



Before fill in water, please make sure all the component be installed correctly , avoiding leaking happen and destroy the PC component.




# Bitpower Water Block


Design For AMD R9 Fury X Reference VGA Card

## Installation Guide

### The Front



### The Back



Applying The Thermal PAD And Thermal Paste On Correct Positions.

 Using Appropriate Amount Of Thermal Paste.

 1 MM THERMAL PAD

 2.5MM THERMAL PAD