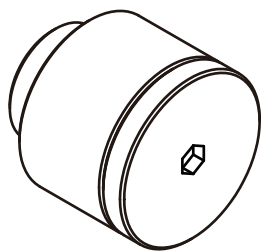


## ◀ 安裝方式/Installation/安装方式

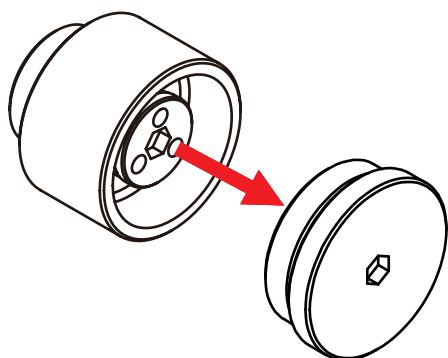


BP-ETW

建議將洩水接頭安裝於水冷系統的最低點。

It is recommended to install the water-exhaust fitting at the lowest point of the water cooling system.

建议将泄水接头安装于水冷系统的最低点。

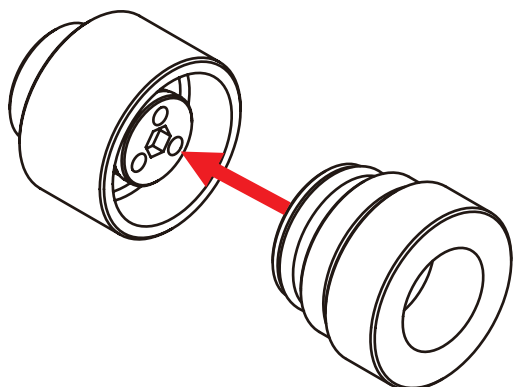


Step 1

將洩水接頭上蓋旋起。

Unscrew the top of the water-exhaust fitting.

将泄水接头上盖旋起。




Step 2

換上洩水配件，旋入配件過程中即會逐漸洩水，建議外接管線以利洩水。

Replace with the water-exhaust part. When screwing in the part, water will start to discharge, it is recommended to connect tubing beforehand to control the water outflow.

换上泄水配件，旋入配件过程中即会逐渐泄水，建议外接管线以利泄水。


注意：Bitspower建議消費者使用蒸餾水、純淨水，加入Bitspower的染料作為水冷液使用；如客戶自行選購的水冷液導致電鍍層剝落、

 水道堵塞、水泵轉動不正常、水箱管破裂或密封圈變型以致漏水等及其它不可抗力之問題時，消費者自行承擔相關產品責任。  
未注水前，請勿啟動水泵電源。

Notice: Bitspower recommends that consumers add the Bitspower dye to distilled water or purified water for their water-cooling liquid. If the consumer chooses different water-cooling liquids, the resulting impurities may cause peeling of the coating on some of the hardware, water channels blockage by built-up residue, improper operation of the water pump, water tank tube breakage, and o-rings deformation leading to leakage. Any issues related to the use of inappropriate water-cooling liquid will be the responsibility of the consumer.

Do not turn on the pump if the reservoir is empty.

注意：Bitspower 建议消费者使用蒸馏水、纯净水，加入Bitspower的染料作为水冷液使用；如客户自行选购的水冷液导致电镀层剥落、

 水道堵塞、水泵转动不正常、水箱管破裂或密封圈变型以致漏水等及其它不可抗力之问题时，消费者自行承担相关产品责任。  
未注水前，请勿启动水泵电源。



注意：跑水前，请先确认所有零件已安装在正确的位置上。在不开主机、单开水泵的情况下，进行24小时的跑水测试，确保无漏水情况后，再开主机，避免发生漏水而导致电脑零件的损坏。

Before filling in the water, please make sure all the components are installed correctly. To prevent any leakage which may damage the PC components, please perform a 24-hour leaking test with only the pump connected to the power supply.

注意：跑水前，请先确认所有零件已安装在正确的位置上。在不开主机、单开水泵的情况下，进行24小时的跑水测试，确保无漏水情况后，再开主机，避免发生漏水而导致电脑零件的损坏。

本公司保留對產品的設計更改以及解釋的權力，如有更動恕不另行通知，產品顏色與配件以實物為準。

Bitspower reserves the right to change the product design and interpretations. These are subject to change without notice. Product colors and accessories are based on the actual product.

本公司保留對產品的設計更改以及解釋的權力，如有更動恕不另行通知，產品顏色與配件以實物為準。